

# NORTHWEST MOSQUITO ABATEMENT DISTRICT

Keeping the community safe

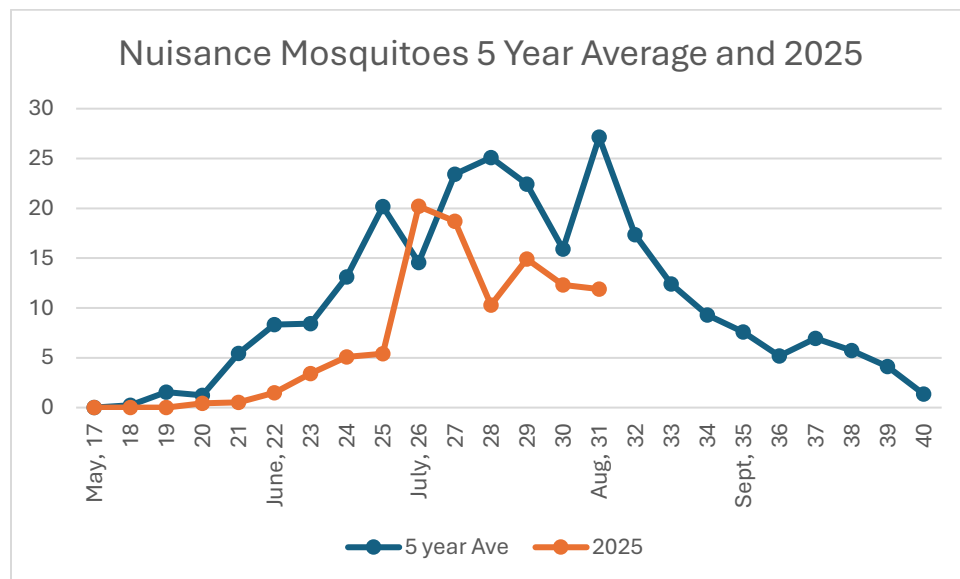
Weekly mosquito report for week 31 (July 28 through August 3).

## Mosquito Surveillance:

Northwest Mosquito Abatement District operates 31 mosquito traps throughout the 242 square miles we cover. These traps help us track mosquito populations and West Nile virus. Traps run continuously from May 1 until October and mosquitoes are collected everyday Monday through Friday. All mosquitoes are identified to species. We test certain mosquito species for the presence of West Nile virus.

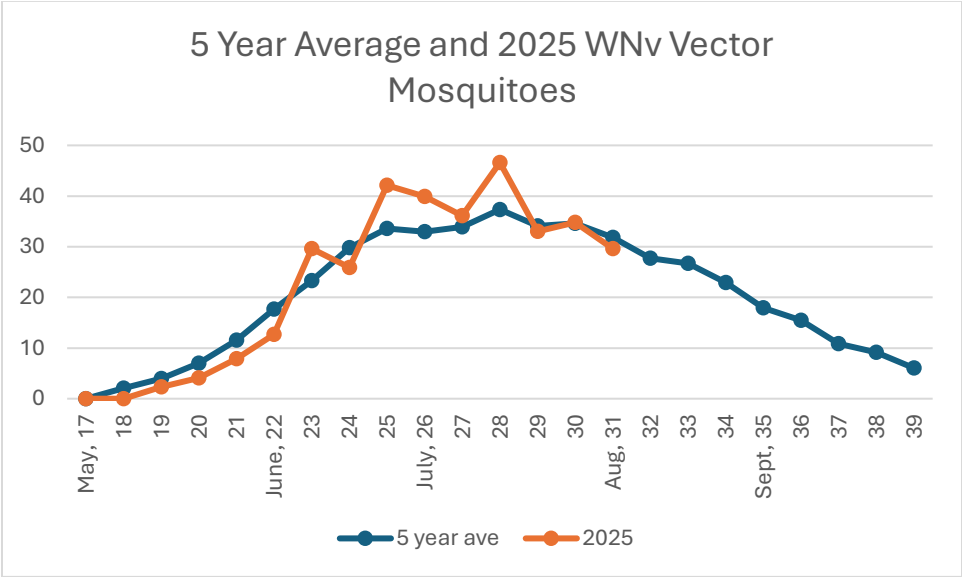
## Floodwater/nuisance mosquitoes.

These are the species of mosquitoes which are more likely to take blood meals from humans. These species come out 5-10 days after rainfall. These species populations tend to be higher in the late spring and early summer – historically peaking around the beginning of July. These mosquitoes live for about 2 weeks and tend to prefer shady forest areas.



## West Nile virus vector mosquitoes.

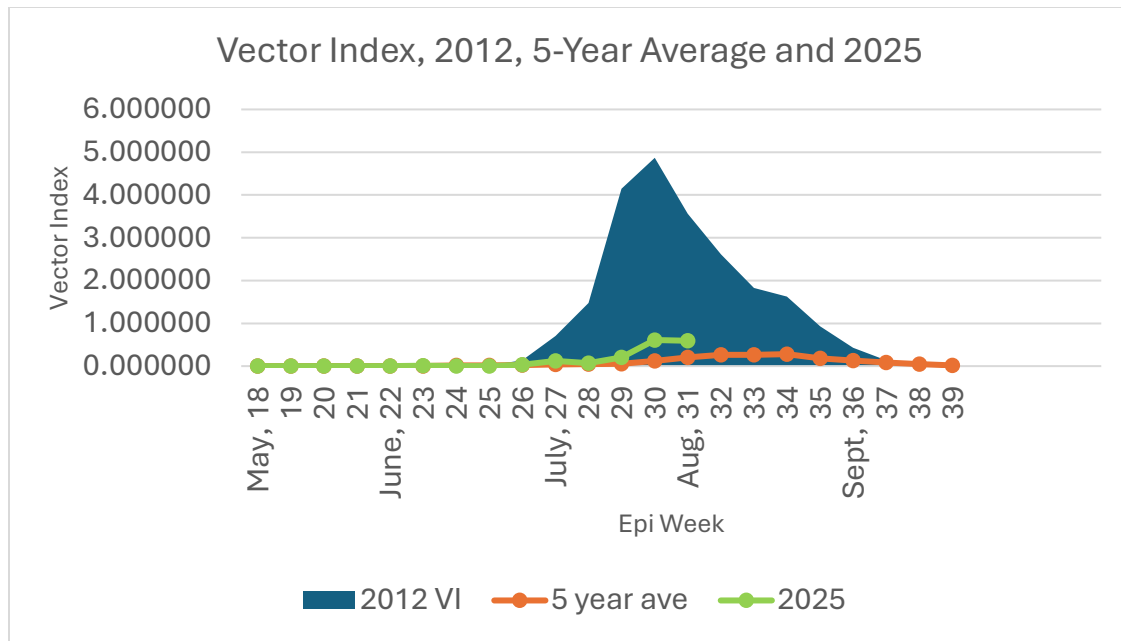
There are two main species of WNV vector mosquitoes, *Culex pipiens* and *Culex restuans*. These species prefer to feed on birds (which are the reservoir hosts for WNV) but will feed on humans opportunistically. In general, we tend to see the population of these mosquitoes increase during drought-like conditions



West Nile virus detection in mosquitoes.

In our lab we test most, if not all, WNV vector mosquitoes for West Nile virus daily. From this data we can calculate the risk of transmission (Vector Index), allow us to monitor the infection rate over time, and better inform our field operations on where to focus our abatement. We tested 110 batches of mosquitoes last week and had 53 WNV positives. The Vector Index for the district is 0.59

VI Range	Risk
0.0 - 0.2	Very low
0.21 - 0.99	Low
1.0 - 1.99	Moderate
> 2.0	High



Village	Tested this week	Positive pools this week	Total # pools tested for WNV	Total Positive pools
Arlington Heights	6	3	91	14
Buffalo Grove	7	3	51	12
Barrington	6	1	71	4
Bartlett	5	2	31	3
Des Plaines	4	0	32	2
Elgin	4	1	59	5
Elk Grove	12	4	86	15
Glenview	4	3	38	6
Hoffman Estates	13	8	95	16

Northbrook	12	5	117	14
Palatine	4	2	38	5
Prospect Heights	3	2	26	5
Park Ridge	14	11	124	24
Rolling Meadows	9	7	62	11
Schaumburg	5	1	45	1
Streamwood	2	0	18	2
Total	110	53	1098	139

## Tick Surveillance

We will return to tick surveillance activities in mid/late September.